

TIMBER TRACK ROBUR



TECHNISCHE DATEN

SPÉCIFICATIONS TECHNIQUES

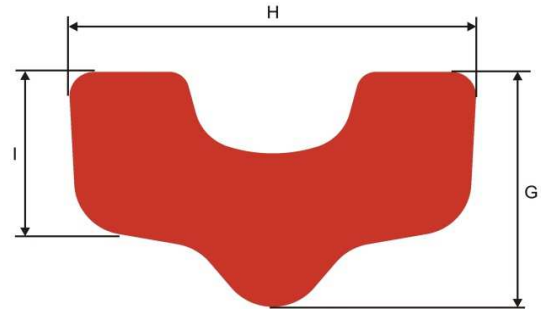
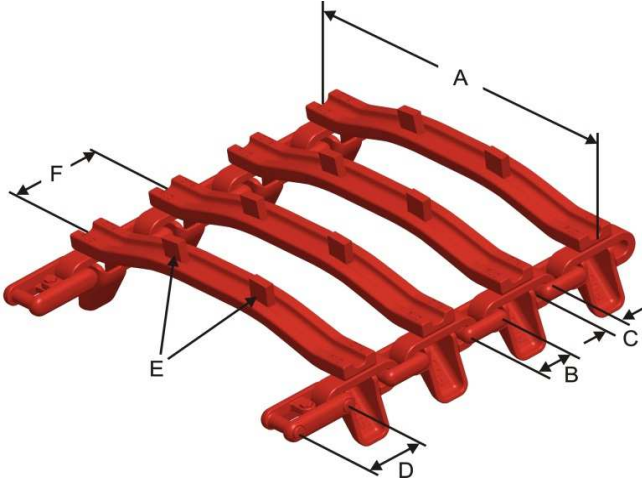
TECHNICAL SPECIFICATION

ESPECIFICA TECNICA

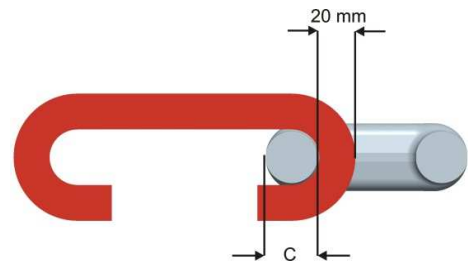
SPECIFICATII TEHNICE

SPECIFICA TECNICA

ТЕХНИЧЕСКАЯ ХАРАКТЕРИСТИКА



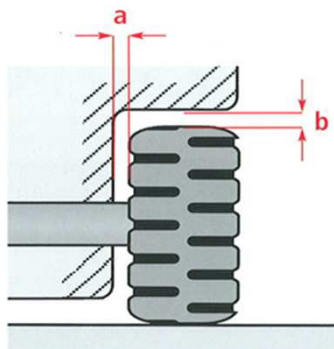
A mm	B mm	C ø mm	D mm	E B/H/T mm	F mm	G mm	H mm	I mm
	55	29	129 / 157 / 204	50 / 50 / 20	205	49	83	32



<https://www.youtube.com/watch?v=2vixdF4yCyg&feature=youtu.be>

MINDESTFREIRÄUME
 MINIMUM CLEARANCE
 SPAZIO MINIMO
 ESPACE MINIMUM
 ESPACIO MINIMO
 МИНИМАЛЬНЫЕ ЗАЗОРЫ
 DISTANTA MINIMA

a 150 mm
b 120 mm









REIFENGRÖSSE TIRE SIZE DIMENSIONI PNEUMATICI TAILLE DES PNEUS TAMANO DEL NEUMÁTICO размер шин DIMENSIUNE ANVELOPA	GEWICHT / PAAR WEIGHT / PAIR PESO / COPPIA POIDS / PAIRE PESO / PAR BEC / ПАРА GREUTATE / PERECHE	MASS A MEASUREMENT A MISURA A MESURE A MEDIDA A мера A MASURA A
710/45-26.5	2020 kg	830 mm
750/55-26.5	2258 kg	830 mm
750/55-26.6	2358 kg	900 mm

LIEFERUMFANG / SCOPE OF DELIVERY

VOLUME DE CONSEGNA / QUANTITÉ LIVRÉE / VOLUMEN DE ENTREGA /

КОМПЛЕКТНОСТЬ ПОСТАВКИ / COMPONENTE MONTAJ

	Benennung / Description	Materialnummer part number	Menge / Qty Paar / pair
	Schloss 29 x 100 locking 29 x 100	8 504 501	größenabhängig depends on size
	Schloss 29 x 128 locking 29 x 128	8 504 502	größenabhängig depends on size
	Schloss 29 x 175 locking 29 x 175	8 504 683	größenabhängig depends on size
	Montagebügel fitting clamp	8 504 541	2
	Aufziehband lashing strap	8 504 941	1
	Montageanleitung fitting instructions		1